




Control Head Pictures


Normally Open
Contact

Common
Contact

Micro Switch Installation




Insert spade connector into open space on connection block. This is the power for the light.





Connect other wire of light into wire nut connecton with white wire. This is the neutral or common for the power.



Install light at top left corner of control head front panel.

